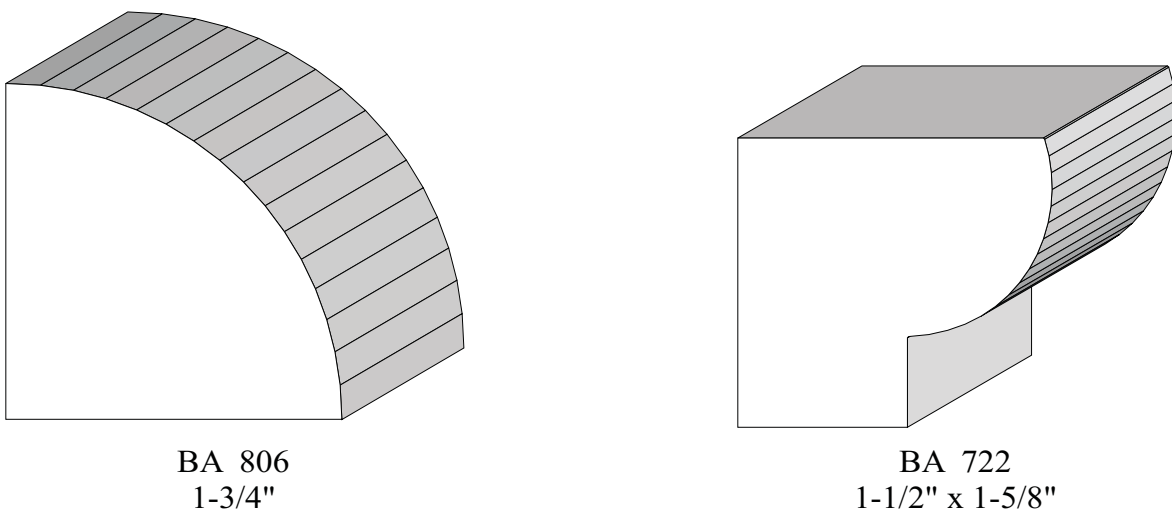
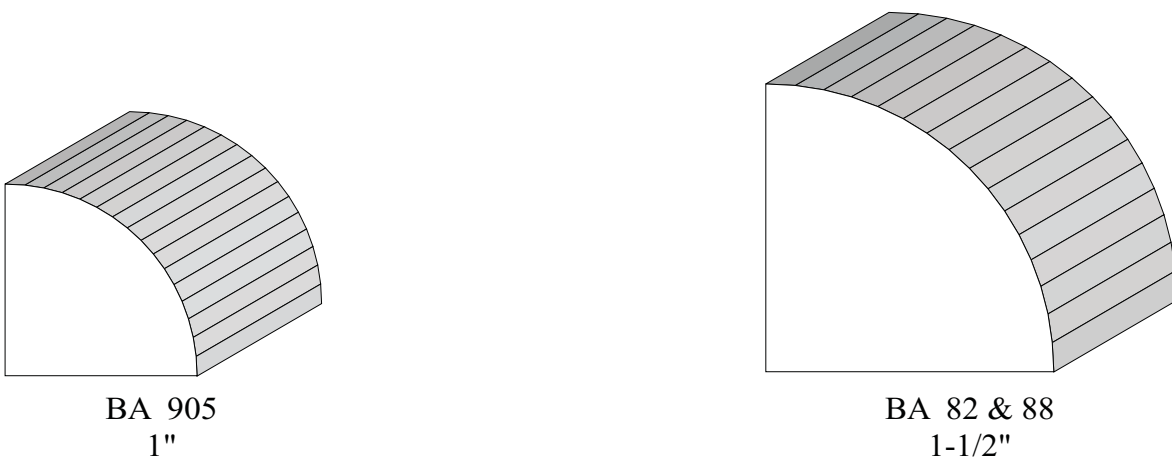
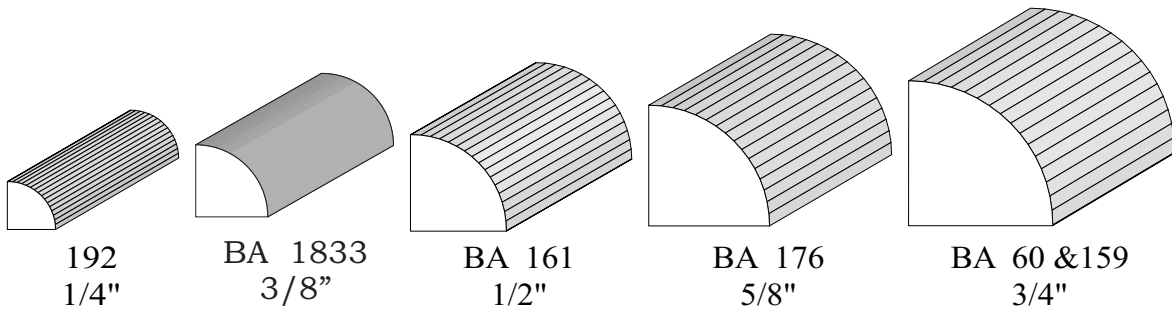




Rounds: Quarter,  
Half & Full

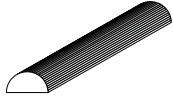
NOTE:  
All rounds can be configured as  
full, half, quarter & bull nose.



Profile dimensions can be adjusted, please call for details.



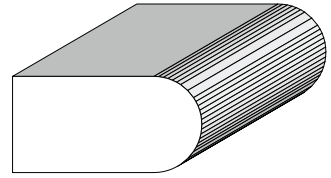
Rounds: Quarter,  
Half & Full



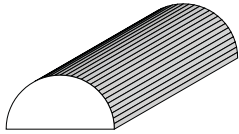
BA 704  
7/32"



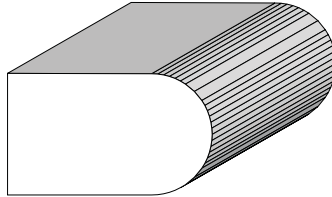
BA 463  
1/4" x 1-5/8"



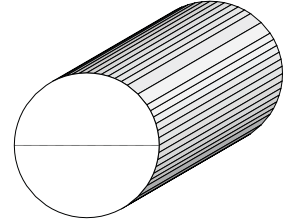
BA 1077  
1/2" x 1"



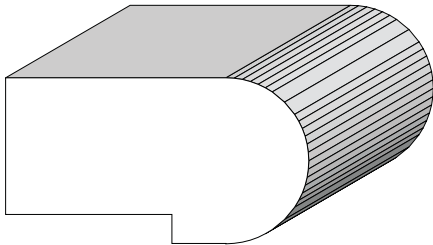
BA 803  
9/16"



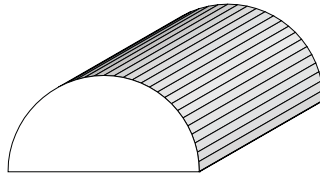
BA 494  
5/8"



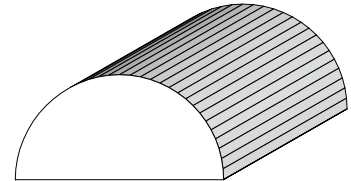
BA 352, 612 & 223  
3/4"



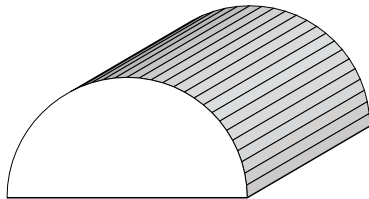
BA 739  
7/8" x 1-9/16"



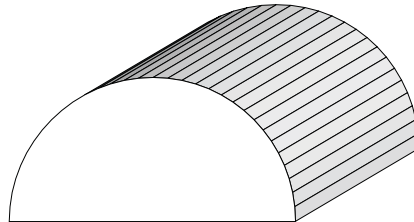
BA 115 & 319  
1"



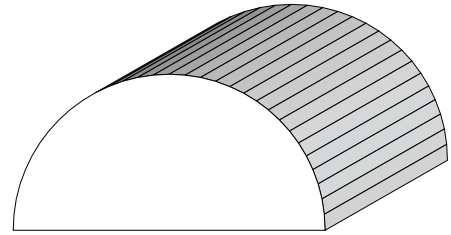
BA 133A & 342  
1-1/8"



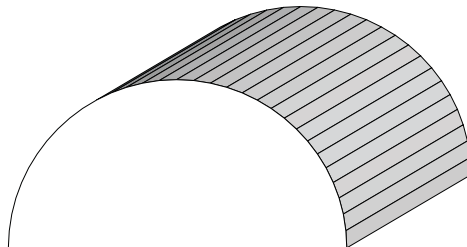
BA 59  
1-1/4"



BA 200 & 347  
1-1/2"



BA 340B  
1-5/8"

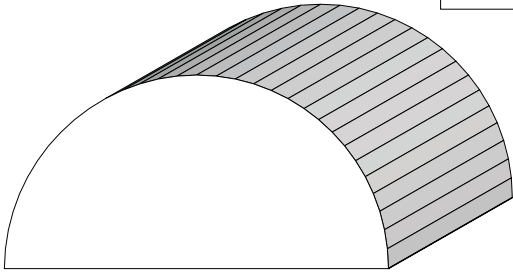


BA 283  
1-3/4"

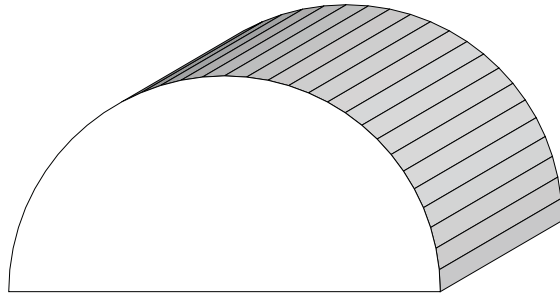
Profile dimensions can be adjusted, please call for details.



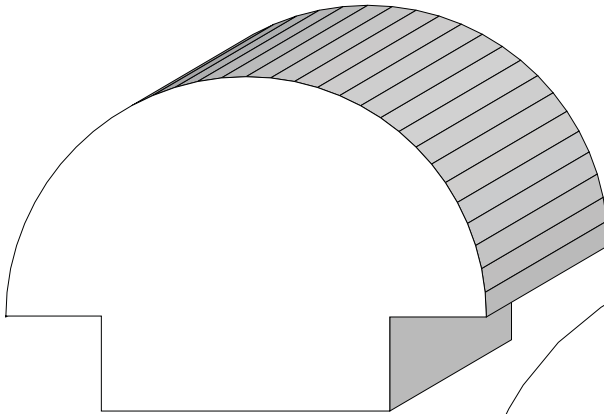
Rounds: Quarter,  
Half & Full



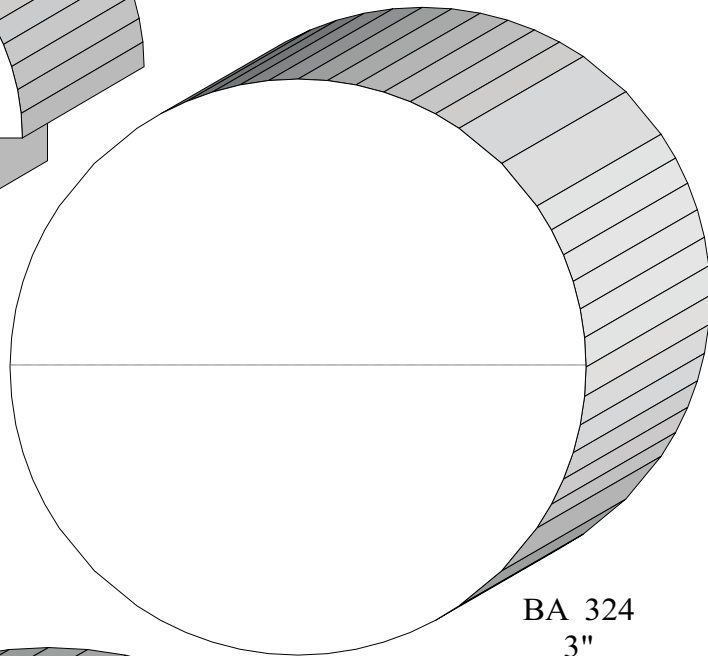
BA 129 & 210  
2"



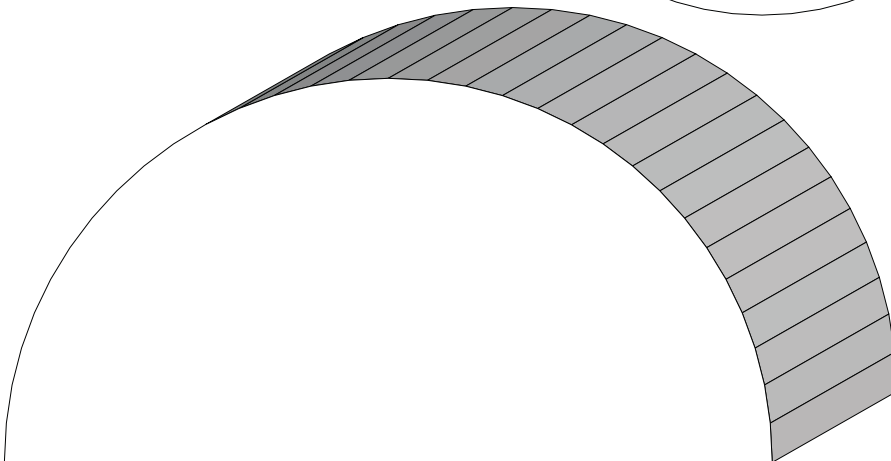
BA 536  
2-1/4"



BA 620  
1-3/4" x 2-1/2"



BA 324  
3"

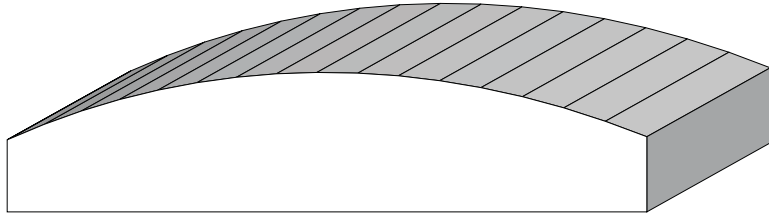


BA 359  
4"

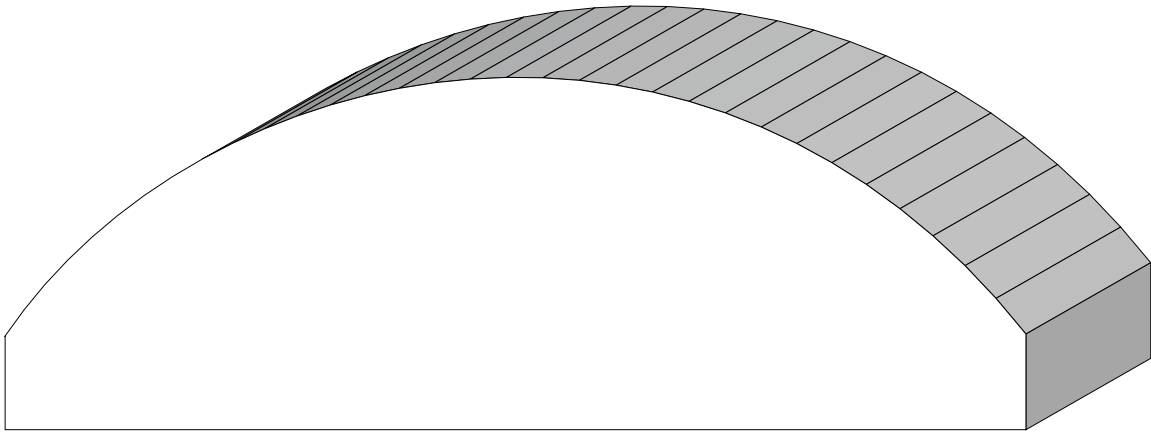
Profile dimensions can be adjusted, please call for details.



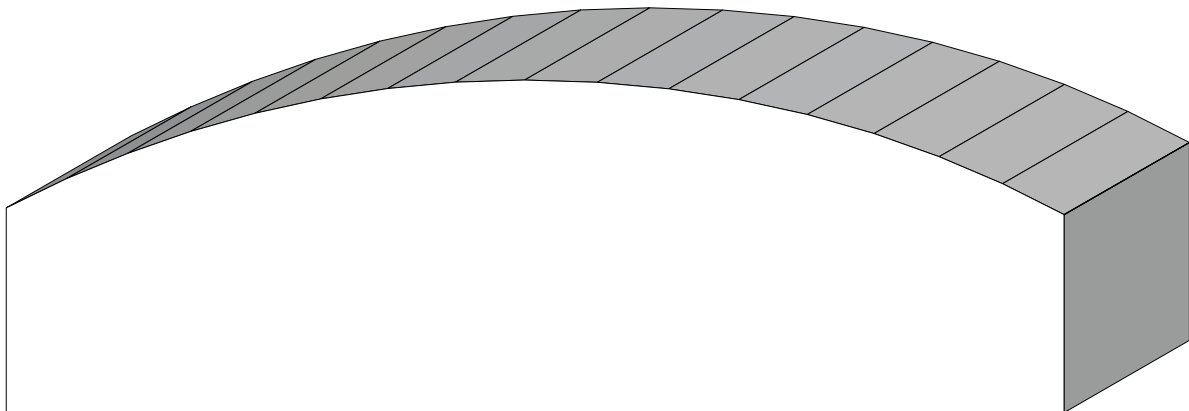
Rounds: Quarter,  
Half & Full



BA 688  
4-5/16" Radius  
3-5/16" Chord



BA 700  
3-5/16" Radius  
5-5/16" Chord

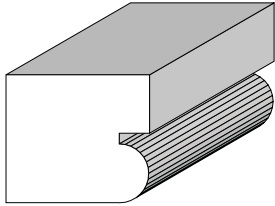


BA 979  
6" Radius  
5-1/2" Chord

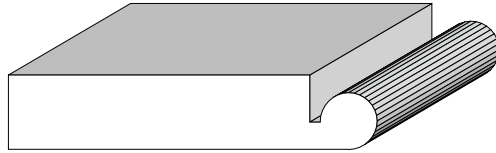
Profile dimensions can be adjusted, please call for details.



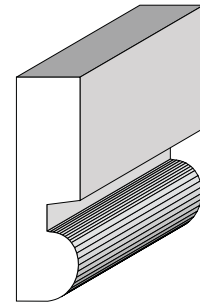
Rounds: Quarter,  
Half & Full




BA 736  
3/4" x 11/16"




BA 15  
3/8" x 1-15/16"




BA 357  
3/8" bead for exterior  
siding.




BA 17  
7/16" x 2-1/2"



BA 530  
3/4" x 4"



BA 741  
7/8" x 5-7/8"

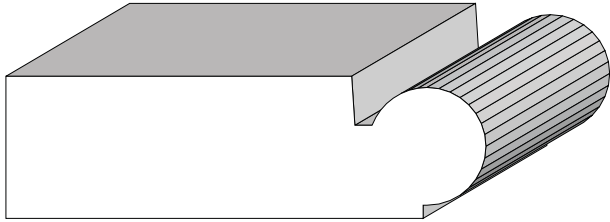


BA 769  
3/4" x 6-5/16"

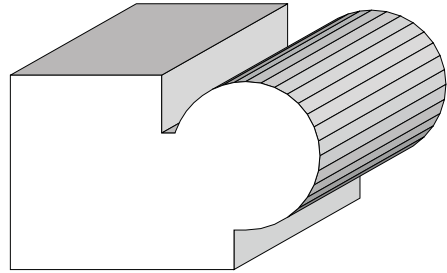
Profile dimensions can be adjusted, please call for details.



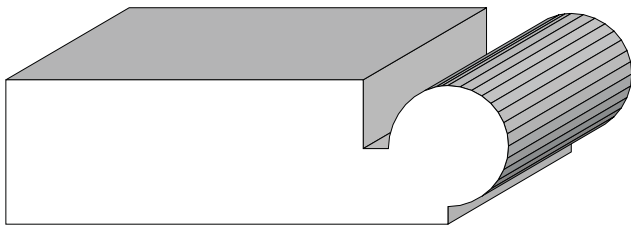
Rounds: Quarter,  
Half & Full



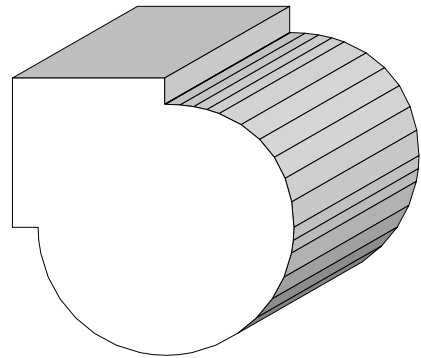
BA 570  
3/4" x 2-1/2"



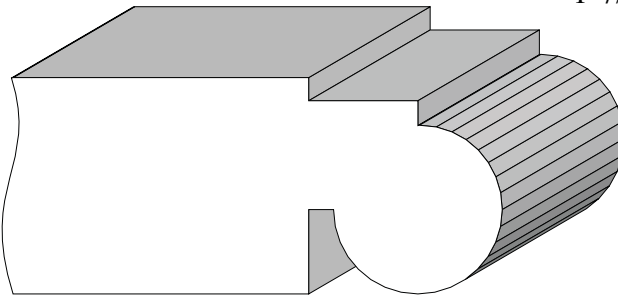
BA 637  
1" x 1-5/8"



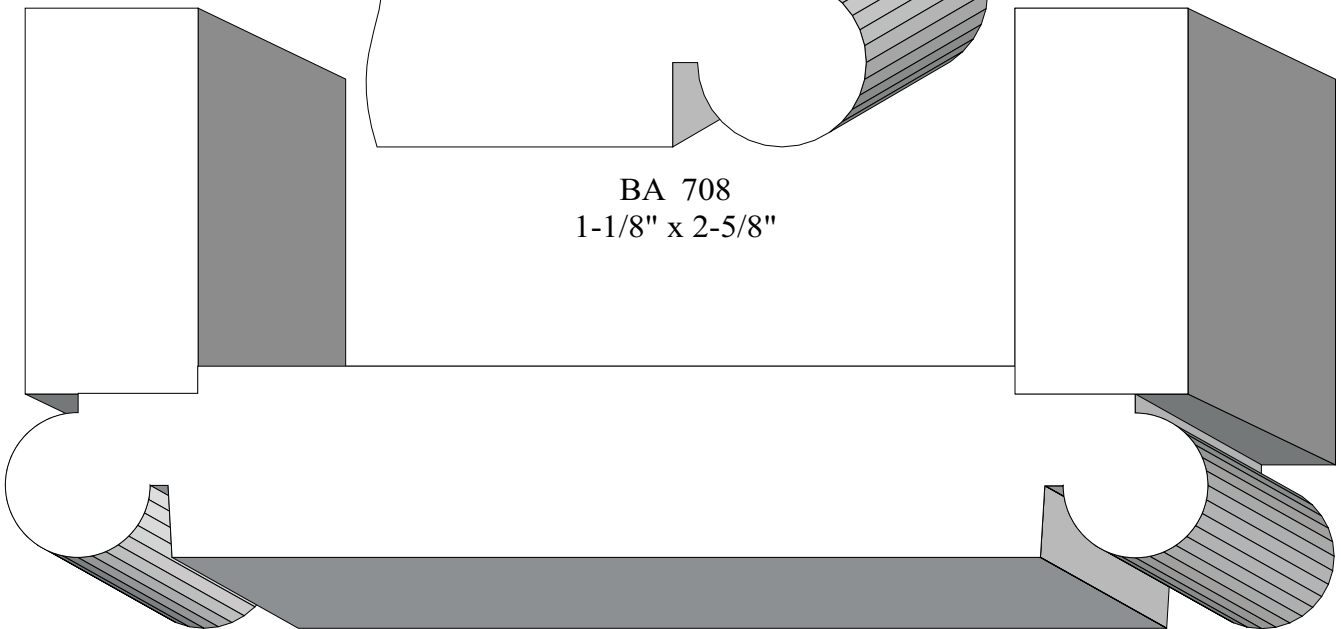
BA 998 & BA 494  
3/4" x 2-5/8"



BA 781A  
1-7/16" x 1-7/16"



BA 708  
1-1/8" x 2-5/8"

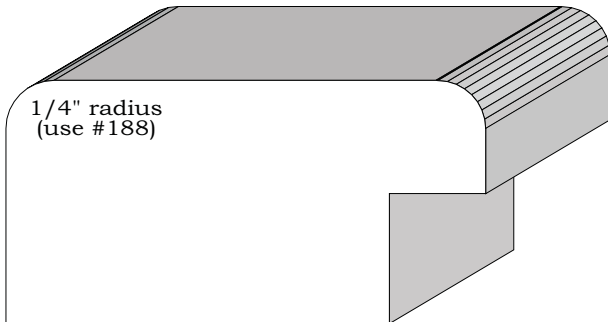


BA 648  
1" x 6-1/4"

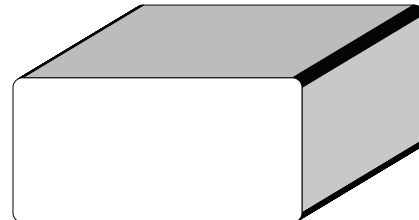
Profile dimensions can be adjusted, please call for details.




Rounds: Quarter,  
Half & Full



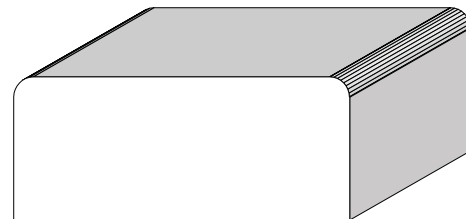
BA 364  
1-1/4" x 2-1/2"



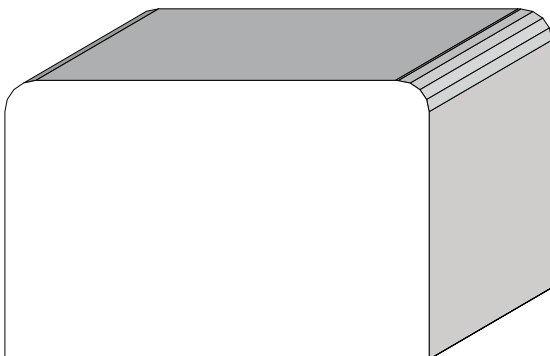
BA 643  
3/4" x 1-1/2"



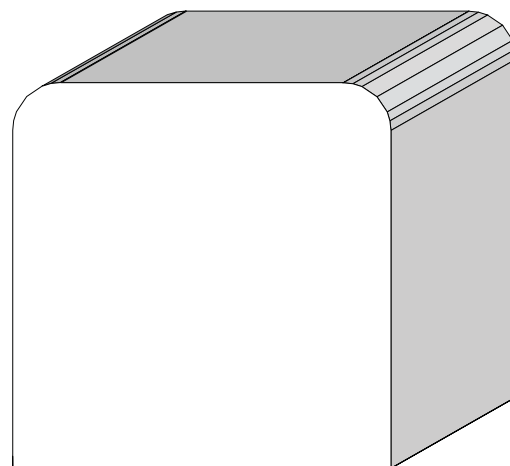
BA 239  
11/16" x 2-3/4"



327  
3/4" x 1-3/4"



BA 365  
1-7/16" x 2-1/4"

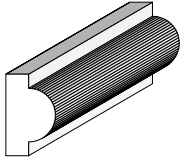


BA 402  
2" x 2"

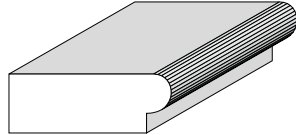
Profile dimensions can be adjusted, please call for details.



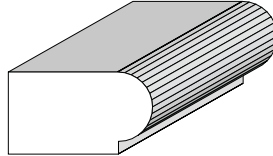
Rounds: Quarter,  
Half & Full



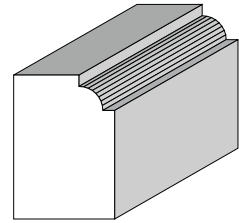
BA 560  
1/4" x 7/16"



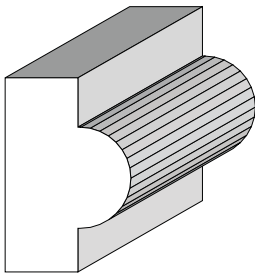
BA 229  
5/16" x 13/16"



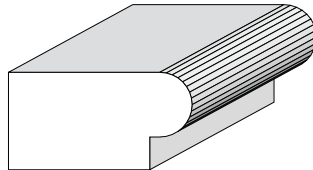
BA 280  
7/16" x 3/4"



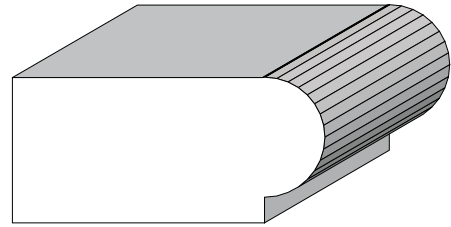
BA 1258  
3/4"



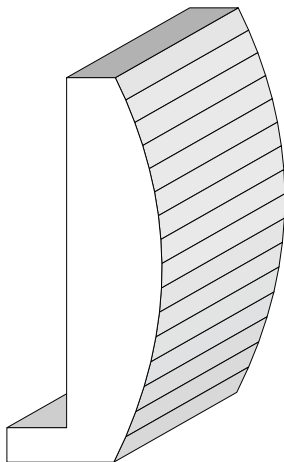
BA 56  
5/8" x 1"



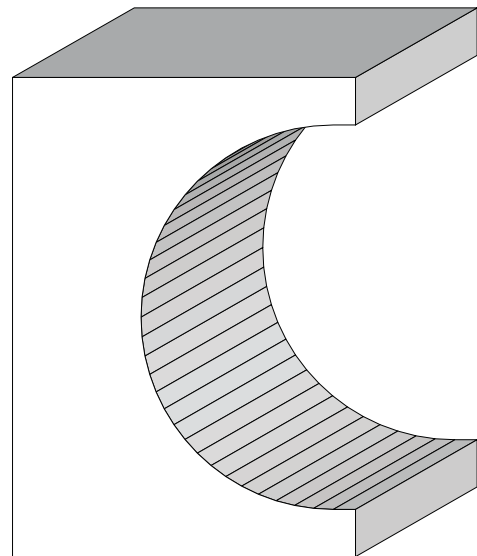
BA 11  
1/2" x 15/16"



BA 550  
3/4" x 1-5/8"



BA 1140  
13/16" x 2"

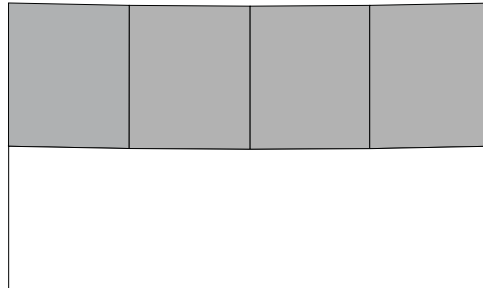


BA 889  
1-13/16" x 2-1/2"

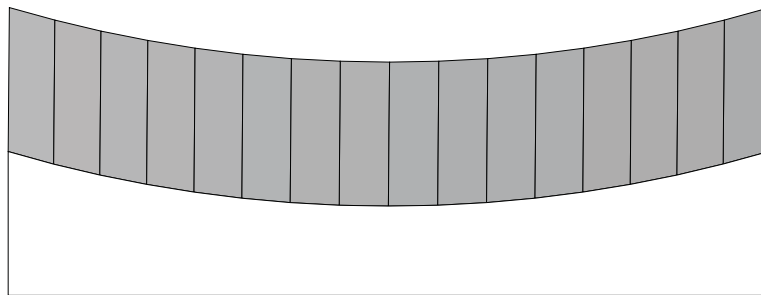
Profile dimensions can be adjusted, please call for details.



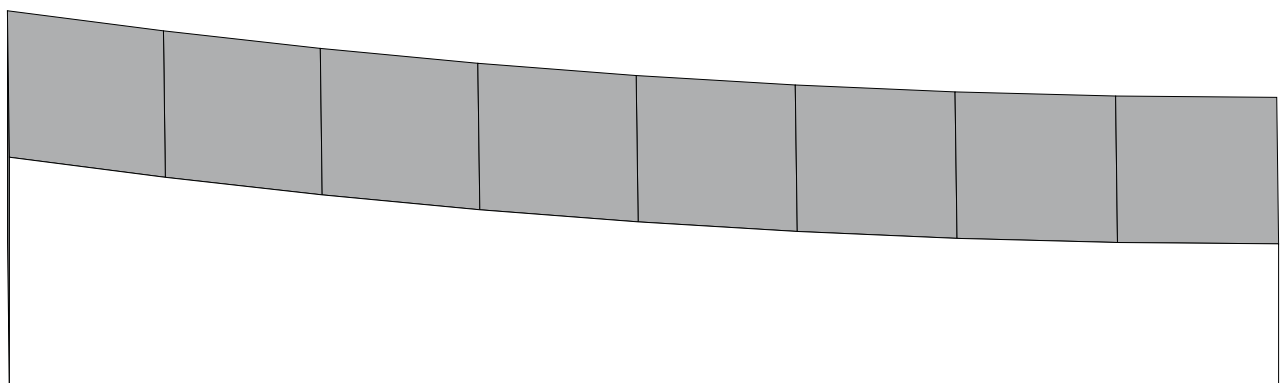
Rounds: Quarter,  
Half & Full



BA 1027  
48" Radius  
2-1/2" Chord



BA 1322  
7" Radius  
3-15/16" Chord

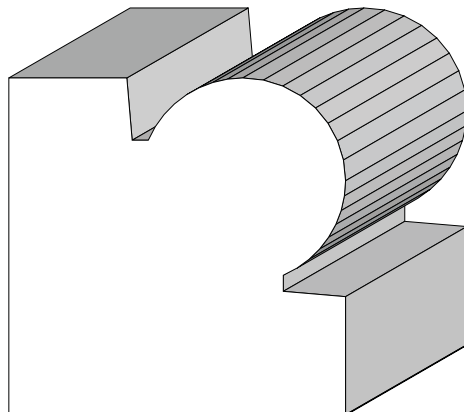


BA 1028  
48" Radius  
6-5/8" Chord

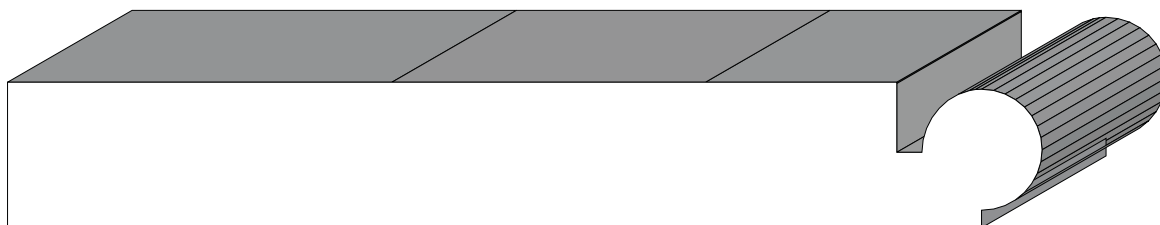
Profile dimensions can be adjusted, please call for details.



Rounds: Quarter,  
Half & Full



BA 1284  
2-1/2" x 2-1/2"



BA 1131 & 494  
3/4" x 5-5/16"

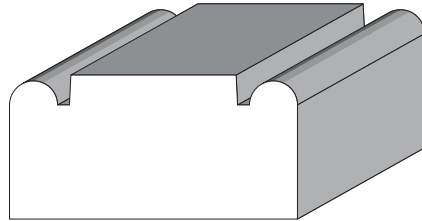


BA 1182  
3/4" x 5-1/2"

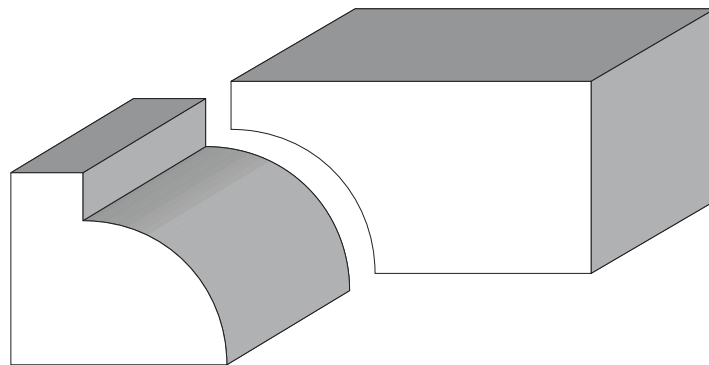
Profile dimensions can be adjusted, please call for details.



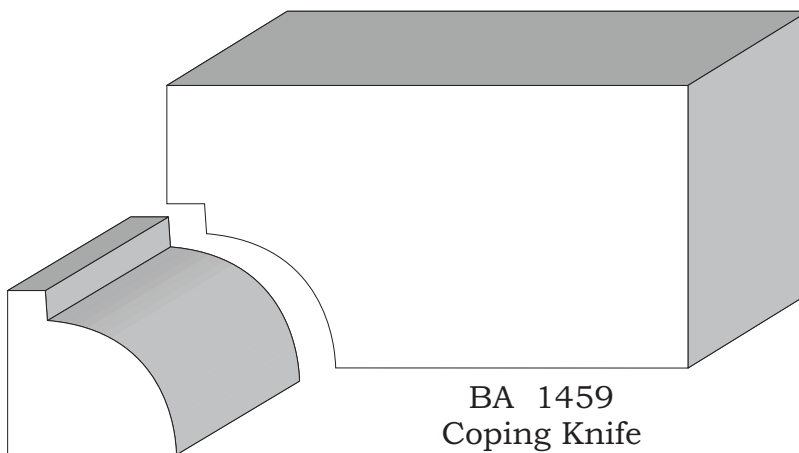
Rounds: Quarter,  
Half & Full



BA 1514  
3/4" x 1-1/2"



BA 1542A & B  
1"




BA 1458  
7/8" x 7/8"

BA 1459  
Coping Knife  
for BA 1458


Profile dimensions can be adjusted, please call for details.



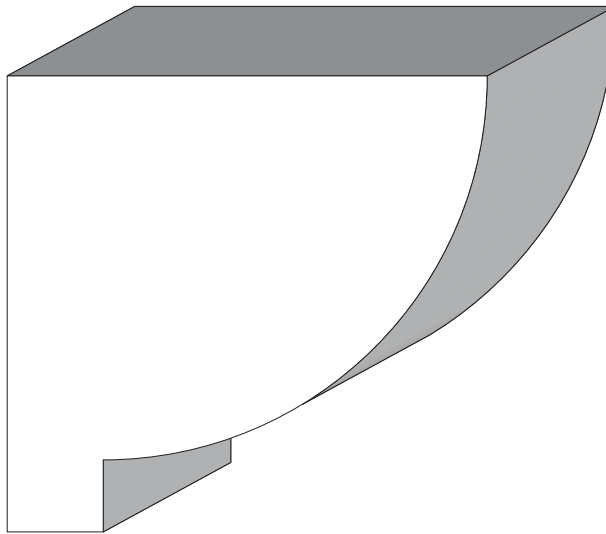
Rounds: Quarter,  
Half & Full



BA 1673  
1" x 3-15/16"



BA 1495  
3/4" x 4-1/2"

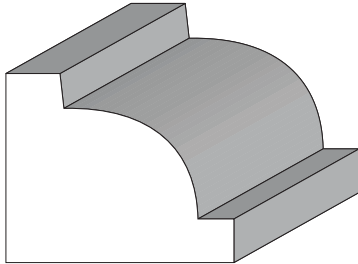


BA 1526  
2-3/8" x 2-1/2"

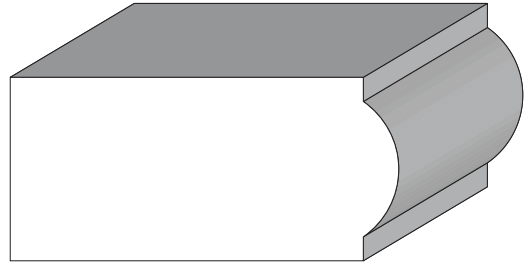
Profile dimensions can be adjusted, please call for details.



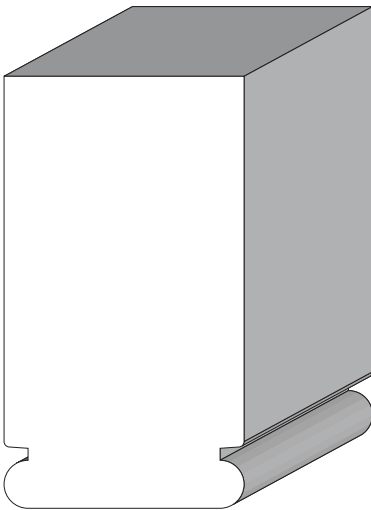
Rounds: Quarter,  
Half & Full




BA 1629  
1" x 1-3/16"



BA 1616  
1" x 2"



BA 1622  
1-1/4" X 2-1/4"

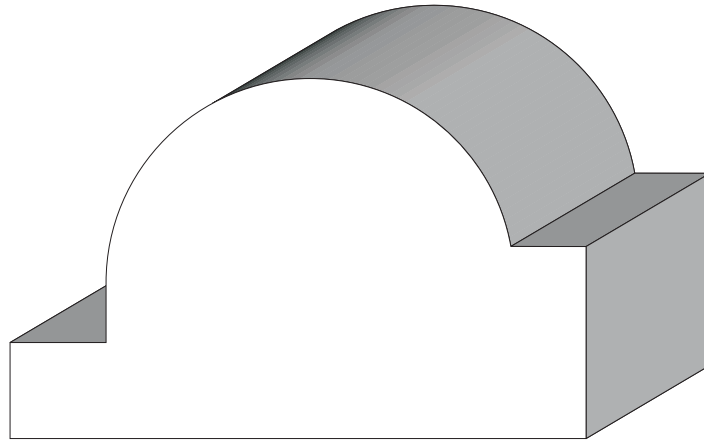


BA 1516  
3-3/8"

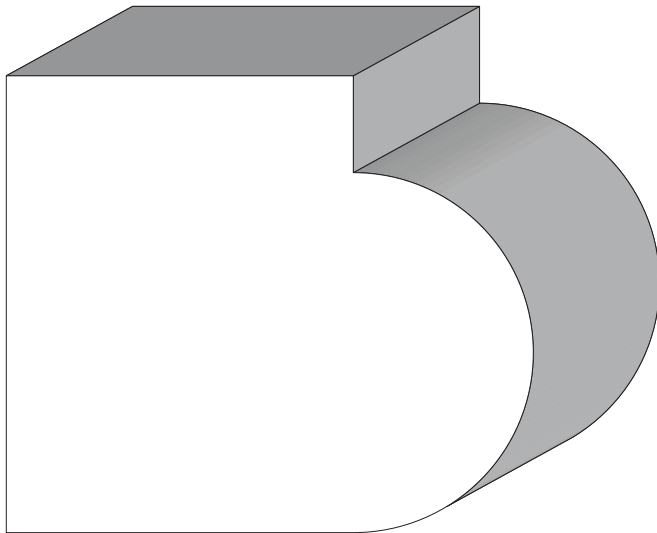
Profile dimensions can be adjusted, please call for details.




Rounds: Quarter,  
Half & Full



BA 1556  
1-7/8" x 3"



BA 1555  
2-3/8" x 2-3/4"

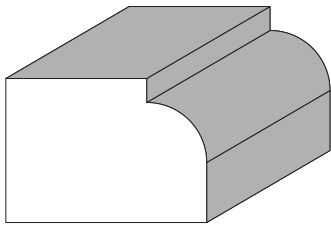


BA 1819  
2-3/4" x 2-5/8"

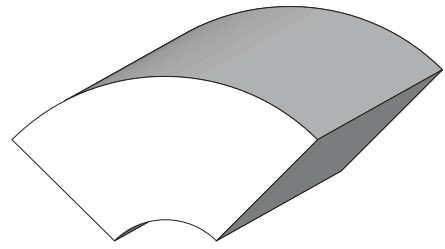
Profile dimensions can be adjusted, please call for details.



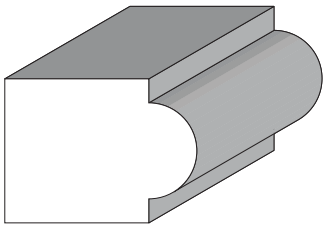
Rounds: Quarter  
Half & Full



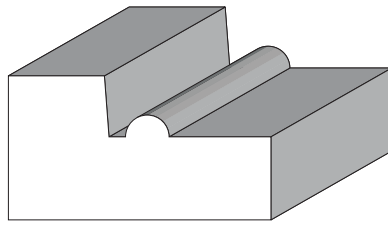
BA 1842  
5/8" Diameter



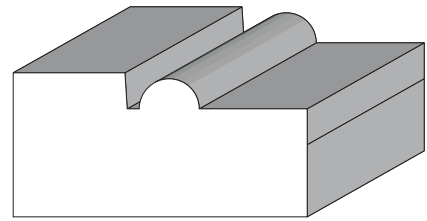
BA 1844  
7/8" x 1-5/8"



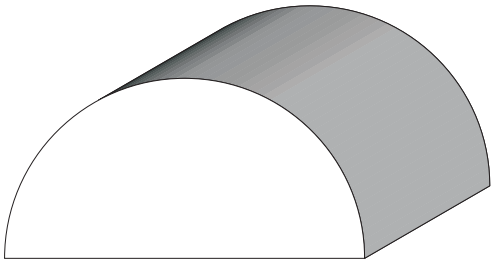
BA 1785  
3/4"




BA 1657  
3/4" x 1-3/8"



BA 1649  
3/4" x 1-1/2"



BA 1828  
1-7/8"



BA 1747A & B  
13/16" x Different Widths

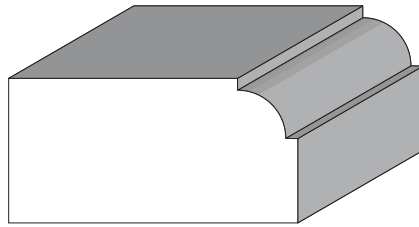


BA 1647  
1" x 3"


Profile dimensions can be adjusted, please call for details.




Rounds: Quarter  
Half & Full



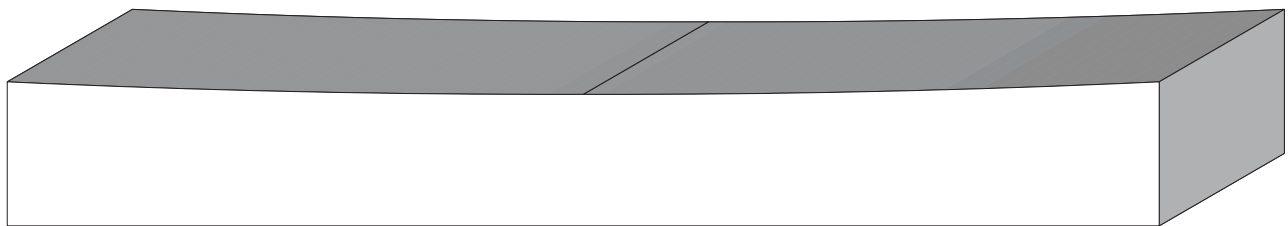
BA 1950  
3/4"



BA 1939  
3/4" x 3-3/4"



BA 1892  
1" x 3-13/16"

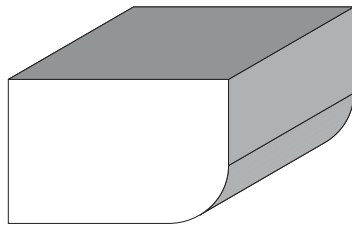


BA 1997  
6" x 58-3/4" Radius

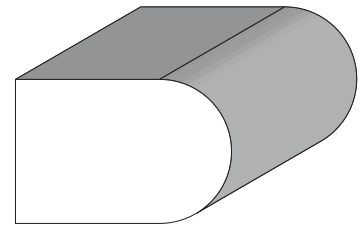
Profile dimensions can be adjusted, please call for details.




Rounds: Quarter,  
Half & Full



BA 1870  
5/8"




BA 1852  
3/4"

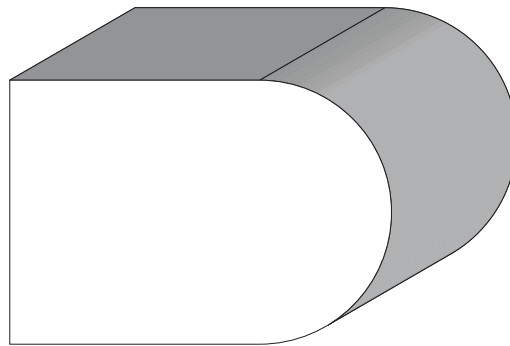


BA 1994  
5"

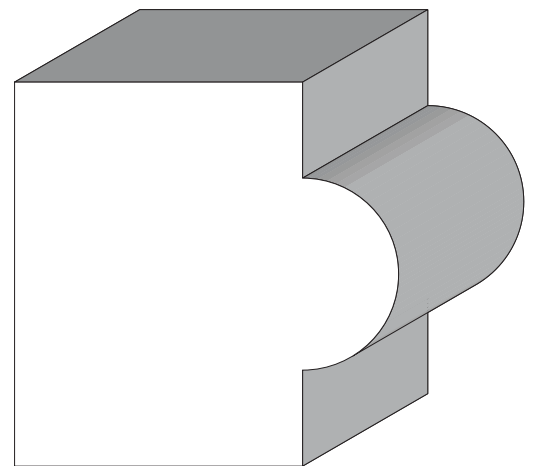
BA 1995  
5/16" Radius



BA 1948  
1/2"



BA 1996  
1-3/8"



BA 1964  
2"

Profile dimensions can be adjusted, please call for details.